

# Session 3

## Flood warning

**Our 5 to 8s will be encouraged to understand that God needs to deal with wrongdoing because he is a just God, but that he will always help those who love, trust and follow him.**

**To plan your session...** Choose a selection of *Opening, Into the Bible* and *Living the life* activities to make your session fun and memorable.

### Options to open your session...

#### Drawing game

**Activity time:** 5–10 minutes

**Aim:** to think about the task Noah was given

- 1 In advance, make a list of large objects.
- 2 Work as one group or in small teams. Give one team member the name of an object to draw. They can only say 'yes' or 'no' as the others guess what the object is.
- 3 When the children have guessed all the objects, find out what the connection between them is. They are all big, but not as big as the one in today's story! Explain that today's story is about the huge task God gave someone, and how he did it.

#### Discussion and worship

**Activity time:** 5–10 minutes

**Aim:** to think about what God is like and why he has to deal with wrongdoing

**You will need:** a large sheet of paper, songs (optional)

- 1 Write 'God is...' on the sheet of paper. Ask the children to finish the sentence with words that describe God, such as: amazing, powerful, loving.
- 2 When the paper is full, explain that because God is like this he cannot allow people to keep on doing wrong.
- 3 Sing some songs, praising God for who he is, for example 'So amazing God' (*Light for Everyone* CD), or read the words on the paper together.

*An MP3 for this activity is available in the zip folder.*

#### Aim

To see that God needs to deal with wrongdoing and that he helps those who want to follow him

#### Bible passage

Genesis 6:1 – 8:19

#### Ready to use activity

#### Demonstration

**Activity time:** 5 minutes

**Aim:** to see that sometimes drastic measures are needed to put things right

- 1 Tell the children you are going to draw a clue about today's story. Using a pen, begin to draw an animal.
- 2 Deliberately, but not obviously, do something wrong in the picture. Try to rub it out, but fail.
- 3 Ask the children what they think you should do. If one of them doesn't suggest it, say you need to start again, and screw up the paper. Sometimes when things go wrong, a drastic solution is called for. This is what God has to do in today's story.

**Tip for Leaders:** Timings for each activity are approximate – the time it actually takes will depend on the size of your group and the individual children involved.

# Into the Bible - options to explore the Bible passage...

Ready <sup>to use</sup> activity

## Bible story with *Splash!*

**Activity time:** 15–20 minutes

**Aim:** to see that God needs to deal with wrongdoing and that he helps those who want to follow him

**You will need:** copies of the *Splash!* sheets from pages 27 and 28

### 1 Prepare

Make copies of pages 27 and 28 so that they are back to back on one sheet of paper; you will need one copy per child. If possible, fold a copy of the *Splash!* sheet for each child. Make sure that, as the children unfold their sheets, they will see the panels in order from 1 to 6.

### 2 Tell the story

Give a copy of the *Splash!* sheet to each child and ask them to keep them folded for now. Look together at picture 1 and read the title of the story. Say that it's not just Noah's story, of course. God has a big part to play, too!

Now turn over and look at picture 2. Read Genesis 6:5,6a. Ask: What sort of bad things can you see in the picture? Why would God be sad? Tell the children that things on earth had become so bad that God decided to do something really drastic. He decided to flood the earth and start again.

Invite the children to open *Splash!* and look at picture 3. Ask them to look at the picture of Noah as you read Genesis 6:8. Ask: How was Noah behaving differently from the rest of the world? Open the next fold and look at picture 4 together. Read Genesis 6:9,10. Noah was a good man, following God, and God wanted to save Noah and his family. How could he do that if all the earth was going to be flooded? Open the next fold and ask the children to look at picture 5 as you read Genesis 6:14–22. Allow time for the children to draw the animals.

Ask the children to open the last fold and to look at picture 6 as you read what happened next from Genesis 7:11–19.

### 3 Bible Timeline

Look along the *Bible Timeline* together and ask the children to find today's story. It's right at the beginning! God had only just made the world and already everyone was ignoring him and spoiling it. God had to destroy everything and start again.

### 4 Think and pray

God is good and great, but when things went badly wrong on the earth he had to start again. Ask the children to think quietly about the story. There are still bad things happening in our world today. There are also people who want to follow God's way. Allow time for the children to talk to God in their own way. If necessary, reassure them that God promised not to flood the whole world again and destroy all living creatures (see Genesis 9:14,15), although floods will still happen in certain places.

### 5 *Splash!*

Look again at the picture of the boat on the flood water. God kept Noah safe and didn't forget him. Eventually the waters went down and Noah was able to thank God. Suggest that the children fold up their *Splash!* sheet again and tell the story to each other.

You will find another  
Into the Bible option  
on the next page...

# Into the Bible - options (continued)...

## Bible story with drama

**Activity time:** 15–20 minutes

**Aim:** to see that God needs to deal with wrongdoing

**You will need:** sound effects of fighting, hammering, footsteps, rain (or items to make sound effects such as sticks, wooden blocks and shakers)

### 1 Listen and imagine

Tell the children that you are going to play some sound effects as you read a story from the Bible. There will also be time for them to think about the story. Later you will play the sound effects again while they act out the story.

*Play fighting sound. Read Genesis 6:5–8.*

Allow time to think about this part of the story. God's beautiful world has been spoiled and, because he is good, he has to do something drastic about it. Noah is the one person who is following God's way and God has a plan for him.

*Play hammering sound effect. Read Genesis 6:13–16 as the children imagine Noah building a boat.*

Allow time to think about this part of the story. It was a big task to follow God's instructions because the boat was absolutely huge, but Noah was a good man and wanted to obey God.

*Play footsteps sound effect. Read Genesis 6:19,20 as the children imagine Noah, his family and the animals going into the boat.*

Allow time to think about the noise, the smell and the difficulties of getting all those animals on to the boat. Remind the children that this was all happening because God wanted to save Noah and his family.

*Play rain sound effect. After Noah, his family and the animals were all safely in the ark, it began to rain. Read Genesis 7:11,12,17–19.*

Allow time to think about this part of the story. Everything on earth was covered in water, but Noah and his family were safe. God needed to start again with the earth, but he protected the people who loved and obeyed him. If necessary, reassure the children that God promised not to flood the whole world again and destroy all living creatures – see Genesis 9:14,15 (although floods will still happen in certain places).

### 2 Mime and pray

This time, as you play the sound effects and read the Bible passages, invite the children to mime the story. Each child can choose which person or animal they want to be. Decide which part of the room will be the boat. At the end of each section say: 'Pause and pray'. This will be a time for the children to talk to God about that part of the story. Go through the four sound effects and the Bible readings again, with the children miming and praying.

### 3 Finish

End by saying that we have left Noah in the boat, but of course God has not forgotten him. If you are planning to do Session 4, say that, next time, they will hear about the flood water going down and Noah saying 'thank you' to God.

*Sound effects for this activity are available in the zip folder.*



# Living the life - options to help live God's way...

## Creative prayer

**Activity time:** 10–15 minutes

**Aim:** to pray about following God's way throughout the week

**You will need:** footprints and sign from page 26, black paper

- 1 Help each child to cut out the signpost from page 26 and glue it at the top of a sheet of black paper.
- 2 Ask for suggestions of things we can do to show God that we want to follow him. Encourage the children to write or draw them on the footprints. Help them to cut out the footprints and glue them in a line on the sheet of paper.
- 3 Suggest the children think about one footprint a day as they pray, for example, 'Help me to be helpful at home.' Finish by praying all together: 'Dear God, help us to follow your way this week.' Remind the children that if we do wrong, we need to say sorry to God.

## Movement game

**Activity time:** 5–10 minutes

**Aim:** to remember that God wants us to choose his way of living

- 1 In advance, cut out a yellow circle (the sun) and a cloud shape.
- 2 Display the sun at one end of the room and the cloud at the opposite end. Say that, in this game, the sun represents God's happiness and the cloud, his sadness. (Make sure the children don't think that when it is sunny God is pleased and when it is raining he is sad.)
- 3 Call out some statements such as 'people fight', 'people share'. Challenge the children to run to the right picture to show whether or not it is pleasing to God.
- 4 Finish by facing the cloud and saying: 'We are sorry, God, for the things that make you sad.' Turn to face the sun and pray: 'Help us to do the things that please you.'

Ready to use activity

## Prayer

**Activity time:** 5–10 minutes

**Aim:** to pray for each other as we try to follow God

- 1 Invite the children to sit in a circle. Pointing around the circle, say that this represents the world. We are all part of it.
- 2 Say that following God and living for him in the world is not always easy. Ask the children to think of times when it is difficult for them, sharing some of these, if they wish, or just thinking about them.
- 3 Suggest that everybody prays for the person on their right. (Make sure everyone knows which person that is.) This could either be a time of quiet prayer, or each child could pray aloud for the person, if they are happy to do so. This could be as simple as 'God, please help Mary.'

## Extra ideas for the session, and beyond...

Look up the size of the boat in Genesis 6:15, and pace it out on the ground.

Use some plastic containers to make boats and see if they will float.


### More on this theme .....

If you want to do a short series with your group, other sessions that work well with this one are:


**Session 1** Bad fruit, Genesis 2,3

**Session 2** Our choice, Genesis 4:1–16

**Session 4** Rainbow promise, Genesis 8:20 – 9:17



Splash!



fold 2

6 God kept Noah safe.


fold 1



God wanted to give the world a fresh start, but he also wanted to save Noah and his family.

4

fold 3




# The Story of Noah

1



2 People were being wicked.

fold 5



3 Only Noah was doing what God wanted.

fold 4



God told Noah to build a huge boat, and collect pairs of animals.

Draw some more animals.

5